

Waters

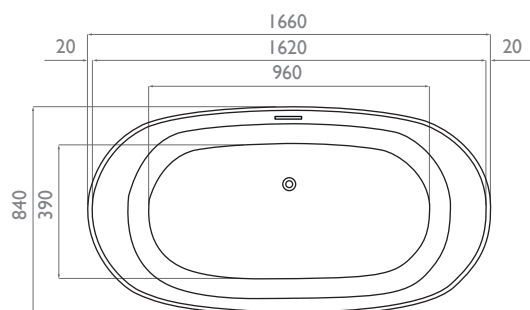
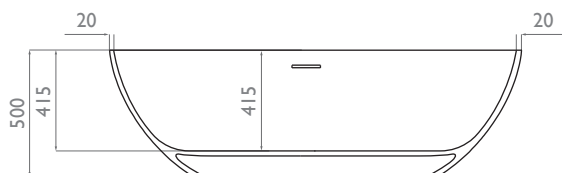
Baths of Ashbourne

Cloud - Bath

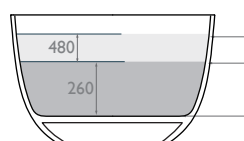
1690mm - Specification



Dimensions:



Fill information:



Ltrs Kgs

289 | 374

160 | 245

0 | 85

Note:

Minimum installation void required for trap and waste is 0mm below floor level.

Features:

22mm edge thickness - double ended free-standing bath - manufactured from DQ Cast natural stone - finished in "infinity" matt white - slimline overflow - 105mm Base cavity - lifetime guarantee

Dimensions:

1660mm x 840mm x 500mm LxWxH

Weight:

Gross 115kg - Net 85kg

Further Info:

Full specifications, fitting instructions and 3D data files are available as PDF's and SKP files online. Other information for architects, specifiers an interior designers available on request.

Counter top basin also available:

Waters Baths™

Cloud stone basin.
550x350x125mm LxWxH



NB: We strongly recommend this product is fitted by a suitably qualified professional. We can not be held responsible for incorrect installation

Dimensions may vary due to the baths handmade nature. As our baths are made from natural stone, maintenance will be required to ensure its longevity

www.watersbaths.co.uk

Waters Baths of Ashbourne - Long Lane, Dalbury Lees, Ashbourne, DE6 5BG
t: 01332 824166 e: info@watersbaths.co.uk